MANUFACTURE STANDARD, MANUFACTURE RELIANCE

Chemray 330

Automated Chemistry Analyzer



Features

- Automatic, Random Access
- Constant speed 200 tests per hour
- Reagent pre-heating, liquid level detection
- Automatic 8 steps washing system, low carry-over
- 24 hours non-stop reagent cooling compartment
- Built-in barcode reader(optional)
- Clot detection function(optional)
- Reagent open system, close system on request
- User-friendly software based on windows operation system
- Labor saving, simple programming and real walk-away operation

Chemray 330

Automated Chemistry Analyzer



Technical Specifications

System Function

- **Throughput:** Constant speed 200 tests/hour
- **Contents of the testing:** Clinical chemistry, Immunoturbidimetric
- **Analytical modes:** End-point, Two-point, Kinetic
- **Programming:** Open system with user defined programs
- **Automatic, Random Access**
- **STAT sample priority**
- **Bi-direction LIS interface**

Sample Tray

- **Sample positions:** 40 positions for samples
- **Sample volume:** 3~45μL, 0.1μL adjustable
- Random position for standard and quality control
- Built-in sample barcode reader(optional)

Reagent Tray

- **Reagent positions:** 40 positions in refrigerated compartment
- **Refrigerated temperature:** 4~15℃
- **Reagent volume:**
  R1: 120~450μL, 0.5μL adjustable
  R2: 10~250μL, 0.5μL adjustable
- Built-in reagent barcode reader(optional)

Reaction Tray

- **Reaction positions:** 81 cuvettes, 9 cuvette/strip
- **Reaction volume:** 120μL~500μL
- **Reaction temperature:** 37℃, fluctuation ±0.2℃
- **Independent mixing probe**
- **Cuvette washing:** Automatic 8 steps washing system

Probe

- Pre-heating for reagent
- Collision protection, Liquid level detection and Inventory checking
- Automatic inner and outer probe washing after every cycle, carry-over<0.1%
- Clot detection function(optional)

Measuring and Optic System

- **Lamp:** Halogen lamp
- **Absorbance range:** 0~4.000Abs
- **Wavelengths:** 8 wavelengths from 320nm to 850nm including 340nm, 405nm, 450nm, 510nm, 546nm, 578nm, 630nm, 670nm
- **Resolution:** 0.0001Abs

Working Condition

- **Power supply:** AC110V/220V, 50Hz/60Hz
- **Temperature:** 0~40℃
- **Humidity:** ≤80%
- **Water consumption:** ≤6.7L/h
- **Dimensions:** 800mm(L)×650mm(W)×590mm(H)
- **Gross weight:** 142kg

Status Menu

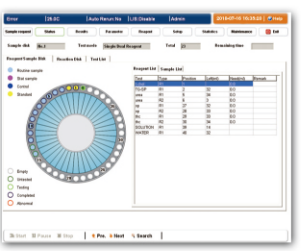

QC Graph

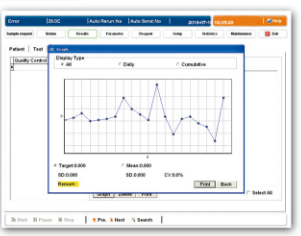

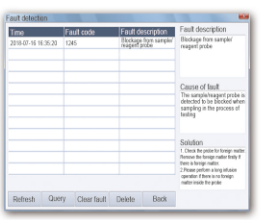

Clot detection function



Reusable cuvettes



High precision probe



8 steps washing

Rayto Life and Analytical Sciences Co., Ltd.

Rayto Industrial Building, Shuangming Blvd South,
East Hi-Tech Park, Guangming New District,
518107 Shenzhen, P.R.China.
Tel: +86 (755) 88832350 Fax: +86 (755) 86168796
Email: info@rayto.com
Web: www.rayto.com

Rayto reserves the right to change specifications without prior notice.

ENG-Chemray330-20180718